



# HIGH GRADE ABS

31 May 2025

## FUND OBJECTIVE

The Fund seeks to produce an interest rate based return, primarily through investment in a portfolio of asset-backed securities (ABS) and corporate floating rate notes (FRNs)

## FUND SUMMARY

- Actively managed to aim to deliver positive absolute returns in excess of a cash benchmark
- Aims to add value principally through AAA and AA rated securities, with a bias to prime residential mortgage-backed securities
- Rigorous, disciplined investment process aiming to deliver precision and diversification
- The Fund was previously named the LIBOR Plus Fund. It was renamed the High Grade ABS Fund on 2 January 2020.

## SHARE CLASS PERFORMANCE (%) (S £ Acc share class)

	1 month	3 months	1 year	3 years (pa)	5 years (pa)	10 years (pa)	Since inception (pa)
Fund	0.63	1.25	6.28	4.90	3.71	2.81	3.45
Benchmark	0.37	1.13	4.95	4.38	2.67	1.62	1.34

	Calendar year returns					12-month rolling returns				
	2024	2023	2022	2021	2020	2024-2025	2023-2024	2022-2023	2021-2022	2020-2021
Fund	7.28	6.72	-2.29	1.88	1.29	6.28	7.52	1.02	-0.15	4.07
Benchmark	5.28	4.77	1.42	0.06	0.19	4.95	5.33	2.88	0.27	0.05

Source: Insight Investment and Rimes. Fund performance is shown for share class S £ Acc (performance start date 31/03/2011) and is calculated as total return, including reinvested income, gross of fees and expenses. Gross of fees performance results do not reflect the deduction of charges, which will reduce investors' returns. Benchmark performance shown is for 1-month SONIA (previously 3-Month GBP LIBOR until 1st January 2020). Performance for periods over one year is annualised. Past performance is not a guide to future performance. Please note the value of investments and any income from them will fluctuate and is not guaranteed (this may be partly due to exchange rate fluctuations). Investors may not get back the full amount invested. Investors must read all performance information alongside the full performance information in the KIID.

## FUND MANAGER COMMENTS

The Fund outperformed its cash benchmark in May, ending with a running yield of 127 bp over SONIA and a weighted average rating of AA. Risk assets rallied, led by US equities, as trade tensions eased. In contrast, bond yields rose, after Moody's downgraded the US sovereign credit rating. European structured credit saw sharp spread tightening, despite robust issuance, as the asset class was buoyed by improved investor sentiment and significant capital deployment. US structured credit saw a recovery in primary issuance against strong demand. In May, benchmark sectors tightened by 10 bp, while higher beta sectors tightened by 20-30 bp. In May, the Fund primarily focused on AAA-rated assets, especially US and Australian non-qualified residential mortgage-backed securities. We decided to sell our positions in the UK to take profit.

## FUND FACTS

**Fund size:** £2.5bn

**Inception date:** 31 March 2011

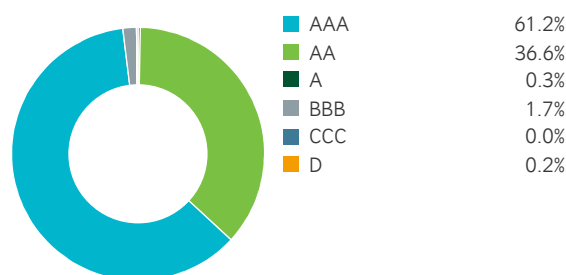
**Benchmark:** 1 Month SONIA

**Fund managers:** Oliver Waite, Shaheer Guirguis, Tristan Teoh

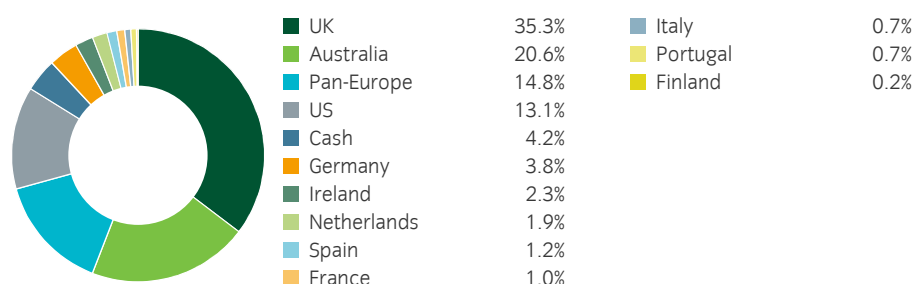
## FUND CHARACTERISTICS

	Fund
Yield (%)	5.48
Weighted average life (years)	2.2
Weighted Average Discount Margin (Assets) vs Sonia (bp)	133
Weighted Average Discount Margin (Fund) vs Sonia (bp)	127

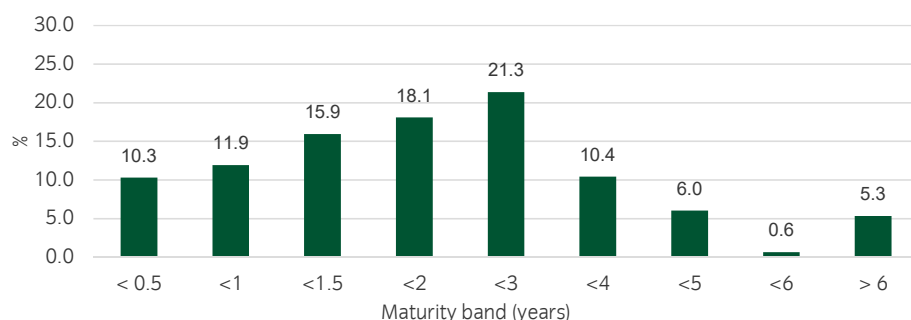
## CREDIT RATING



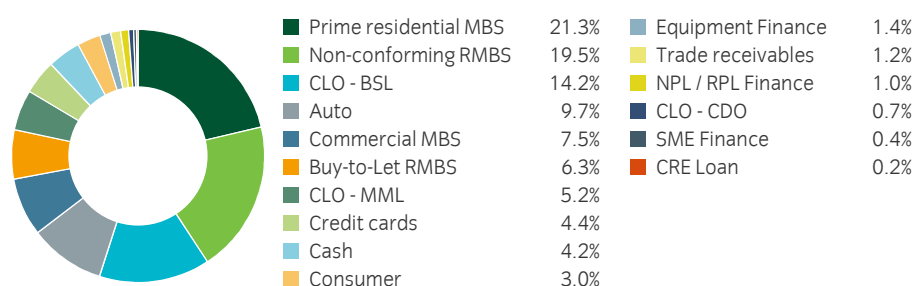
## GEOGRAPHY



## MATURITY PROFILE



## FUND ALLOCATION



## TECHNICAL DETAILS

**Legal structure:** Open Ended Investment Company (UCITS)

**Domicile:** Ireland

**Share class currencies:** Sterling, Euro

**Dealing frequency:** Daily, Midday

**Settlement period:** T+3

**Pricing method:** Swinging single price

**Scheme:** Insight Global Funds II plc

**Depository:** Northern Trust Fiduciary Services (Ireland) Limited

**Administrator:** Northern Trust International Fund Administration Services (Ireland) Limited

**Ongoing charges:** 0.55% (represented by share class A Sterling, other share classes are available)



[www.insightinvestment.com](http://www.insightinvestment.com)

This document is a financial promotion/marketing communication and is not investment advice. This document is not a contractually binding document and must not be used for the purpose of an offer or solicitation in any jurisdiction or in any circumstances in which such offer or solicitation is unlawful or otherwise not permitted. This document should not be duplicated, amended or forwarded to a third party without consent from Insight Investment. Insight does not provide tax or legal advice to its clients and all investors are strongly urged to seek professional advice regarding any potential strategy or investment. Prospective investors are referred to the Fund's prospectus and Key Investor Information Document (KIID) for a full list of applicable risks, investor rights, risk profile, financial and non-financial investment terms. The latest Report & Accounts, Prospectus and KIID / KID can be found on the relevant country website at <http://www.insightinvestment.com> within the Prices section. Do not base any final investment decisions on this document alone. Portfolio holdings are subject to change, for information only and are not investment recommendations. Unless otherwise stated, the source of information and any view and opinions are those of Insight Investment. For clients and prospects of Insight Investment Management (Global) Limited: Issued by Insight Investment Management (Global) Limited. Registered office 160 Queen Victoria Street, London EC4V 4LA. Registered in England and Wales. Registered number 00827982. Authorised and regulated by the Financial Conduct Authority. FCA Firm reference number 119308. For clients and prospects of Insight Investment Management (Europe) Limited: Issued by Insight Investment Management (Europe) Limited. Registered office Riverside Two, 43-49 Sir John Rogerson's Quay, Dublin, D02 KV60. Registered in Ireland. Registered number 581405. Insight Investment Management (Europe) Limited is regulated by the Central Bank of Ireland. CBI reference number C154503.