



ILF EUR LIQUIDITY FUND

31 August 2023

FUND OBJECTIVE

The Fund is a short-term money market fund which aims to provide investors with stability of capital and daily liquidity. In addition it seeks to offer an income comparable to short-term euro interest rates

FUND SUMMARY

- Actively managed to aim to deliver security, liquidity and attractive cash yields
- Daily liquidity
- Aims to add value through access to a wide range of money market securities
- Rigorous, disciplined investment process aiming to deliver precision and diversification
- S&P rated AAAM, Fitch rated AAAmmf
- Qualifying Money Market Fund (QMMF) for regulated Client Money. Investors should make their own independent determination as to whether the Fund meets the QMMF criteria before investing
- Sustainable Finance Disclosure Regulation (SFDR): Article 8

SHARE CLASS PERFORMANCE (%) - All performance is annualised

	1 month	3 months	1 year	3 years (pa)	5 years (pa)
Fund	3.94	3.63	2.34	0.41	0.08
Benchmark	3.51	3.30	2.11	0.25	-0.08

	Calendar year returns					12-month rolling returns				
	2022	2021	2020	2019	2018	2022-2023	2021-2022	2020-2021	2019-2020	2018-2019
Fund	0.01	-0.56	-0.48	-0.41	-0.43	2.34	-0.52	-0.56	-0.45	-0.38
Benchmark	-0.16	-0.67	-0.65	-0.58	-0.53	2.11	-0.65	-0.67	-0.64	-0.54

Source: Insight Investment and Rimes. All performance is annualised. Fund performance is shown for share class 7. Fund performance is calculated in Euros as total return, including reinvested income, gross of fees and expenses. Past performance is not indicative of future results. Investment in any strategy involves a risk of loss which may partly be due to exchange rate fluctuations. Any gross of fees performance does not include fees and charges and these can have a material detrimental effect on the performance of an investment. Please note: data is provisional and may change. Investors must read all performance information alongside the full performance information in the KIID.

FUND MANAGER COMMENTS

The eurozone annual inflation rate remained unchanged at 5.3% in August, as energy prices fell at a reduced pace. Annual core inflation moderated by 20 basis points to 5.3%. A second estimate of eurozone second-quarter GDP growth was unchanged at 0.3%, while unemployment was unchanged at a record low 6.4% in July. The eurozone's manufacturing purchasing managers' index rose to 43.5 in August from 42.7 in July. In markets, 1-month EURIBOR rose from 3.58% to 3.64% over August, while the 3-month rate increased from 3.71% to 3.79%. Fund activity was centred around positioning for central bank meetings. We will continue to position for further central bank rate hikes, with risks around the stickiness of inflation. The weighted average maturity of the Fund was 33 days at the end of July and 28 days at the end of August.

FUND FACTS

Fund size: €2.9bn

Inception date: 6 September 2012

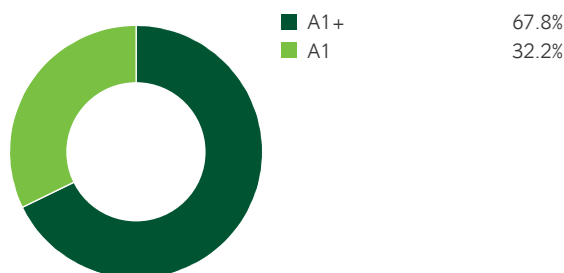
Benchmark: 7 Day EURIBID

Fund manager: Chris Brown

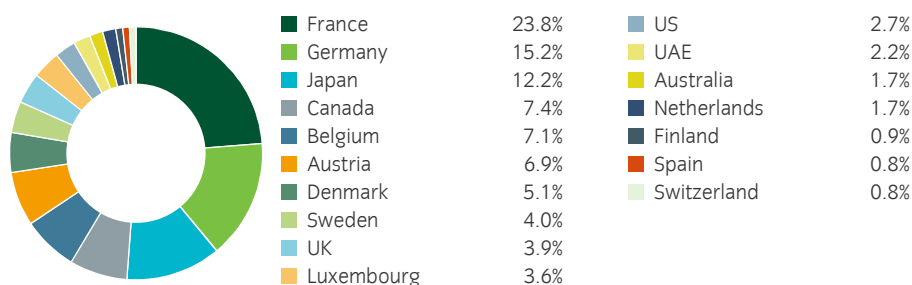
FUND CHARACTERISTICS

	Fund
Yield (gross) (%)	3.68
Weighted average maturity (days)	28.1
Weighted average life (days)	29.6

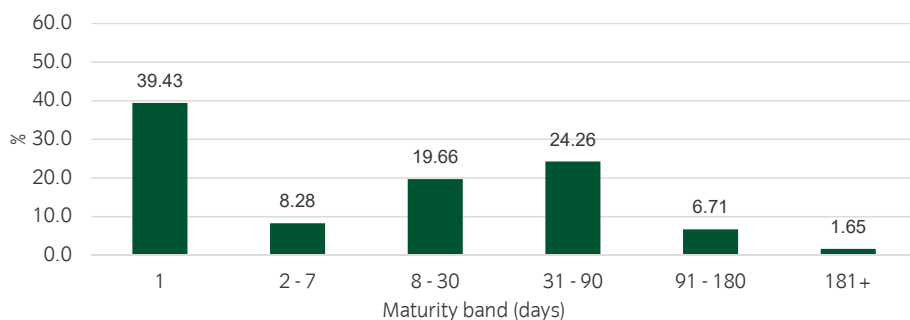
CREDIT RATING



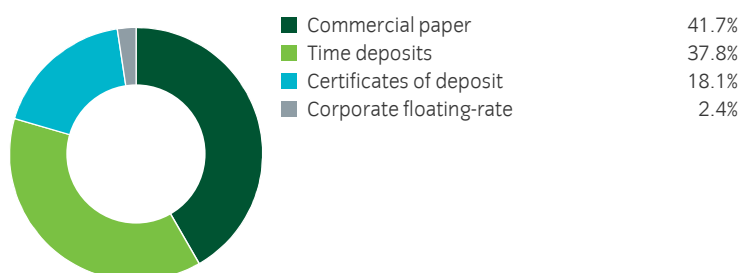
GEOGRAPHY



MATURITY PROFILE



FUND ALLOCATION



TECHNICAL DETAILS

Legal structure: Open Ended Investment Company (UCITS)

Domicile: Ireland

Share class currencies: Euro

Dealing frequency: Daily, 1pm (Irish time)

Settlement period: T

Pricing method: LVNAV;

Dealing price is NAV on previous Dealing Day (T-1)

Scheme: Insight Liquidity Funds plc

Depository: Northern Trust Fiduciary Services (Ireland) Limited

Administrator: Northern Trust International Fund Administration Services (Ireland) Limited

Ongoing charges: 0.10% (represented by share class 3 Accumulation, other share classes are available)



www.insightinvestment.com

This document is not a contractually binding document and does not constitute legal, tax, or investment advice. It must not be used for the purposes of an offer or solicitation to anyone in any jurisdiction. Prospective investors are referred to the Fund's' prospectus and Key Investor Information Document (KIID) for a full list of applicable risks, investor rights, KIID risk profile, financial and non-financial investment terms. The latest Report & Accounts, Prospectus and the KIID can be found at www.insightinvestment.com within the Tools and Resources: Fund literature and Prices section. Investors are urged to consult their own advisers on the implications of making any investment. Do not base any final investment decisions on this document alone. Portfolio holdings are subject to change, for information only and are not investment recommendations. Unless otherwise stated, the source of information and any view and opinions are those of Insight Investment. In Austria, the current Prospectus and the KIID are available free of charge from Société Générale, Vienna Branch, Prinz-Eugen-Straße 32, A-1040 Wien. In Germany, the KIID, prospectus, articles and latest annual report are available free of charge in hardcopy from the paying agent, Société Générale, Zweigniederlassung Frankfurt, Mainzer Landstraße 36, D-60325 Frankfurt. In Luxembourg, the KIID, prospectus, articles and latest annual report are available free of charge from the paying agent, State Street Bank Luxembourg S.A., 47-49 avenue J F Kennedy, L-1855 Luxembourg. In Sweden, the KIID, prospectus, articles and latest annual report are available free of charge from the paying agent, Skandinaviska Enskilda Banken AB (publ), Global Transaction Services, ST MH1, SE – 106 40 Stockholm. In Switzerland, the KIID, prospectus, articles and latest annual report are available free of charge from Carnegie Fund Services S.A., 11, rue du Général-Dufour, 1204 Geneva. Issued by Insight Investment Funds Management Limited (IIFML), 160 Queen Victoria Street, London EC4V 4LA. In France, the KIID, prospectus, articles and latest annual report are available free of charge from Société Générale, Tour Granite, 75886, Paris, Cedex 18. Registered in England No. 01835691. IIFML is authorised and regulated in the UK by the Financial Conduct Authority.