

FOR PROFESSIONAL INVESTORS ONLY. FOR A FULL LIST OF APPLICABLE RISKS, INVESTORS SHOULD REFER TO THE PROSPECTUS OR OTHER OFFERING DOCUMENTS.



# SECURED FINANCE FUND

31 December 2024

## FUND OBJECTIVE

The Fund seeks to produce an annual interest based return

## FUND SUMMARY

- Invests primarily in debt, loan and structured financial instruments including asset-backed securities (ABS), collateralised loan obligations (CLOs) and securities that give exposure to supply chain finance
- Seeks to add value through investment in both public and private secured finance markets and may have exposure to sub-investment grade investments
- Rigorous, disciplined and proven investment process bringing together the best ideas from Insight's dedicated Secured Finance Team

## SHARE CLASS PERFORMANCE (%)

	1 month	3 months	1 year	3 years (pa)	5 years (pa)	Since inception (pa)
Fund	0.69	2.26	11.80	7.05	5.44	5.09
Benchmark	0.41	1.24	5.28	3.81	2.34	1.48

	Calendar year returns					12-month rolling returns				
	2024	2023	2022	2021	2020	2023-2024	2022-2023	2021-2022	2020-2021	2019-2020
Fund	11.80	9.17	0.52	5.83	0.37	11.80	9.17	0.52	5.83	0.37
Benchmark	5.28	4.77	1.42	0.06	0.29	5.28	4.77	1.42	0.06	0.29

Source: Insight Investment and Rimes. Fund performance is shown for share class A £ Acc and is calculated as total return, including reinvested income, gross of fees and expenses. Gross of fees performance results do not reflect the deduction of charges, which will reduce investors' returns. Benchmark performance shown is for SONIA (previously benchmarked against 3-Month GBP LIBOR until 31st December 2020). Performance for periods over one year is annualised. Past performance is not a guide to future performance. The value of investments and any income from them will fluctuate and is not guaranteed (this may be partly due to exchange rate fluctuations). Investors may not get back the full amount invested.

## FUND MANAGER COMMENTS

The Fund outperformed its cash benchmark in December. Risk assets sold off sharply on concerns around monetary policy. European credit had a quiet month. We anticipate that supply will be robust in 2025, driven by collateralised loan obligations, residential mortgage-backed securities, the Australian market, and the solar power and data centre sectors. US structured credit saw subdued supply but grew 23% year on year. Over the month, spreads were flat to 5 bp wider, ending the year 15-30 bps tighter on senior paper and 40-100 bp tighter on mezzanine asset-backed securities. In the near term, US structured credit should benefit from higher underwriting standards, robust economic growth, strong technicals and attractive relative value. Activity was subdued in December. The Fund holds a significant amount of AAA rated paper for future illiquid investments. Over the month, performance was entirely driven by carry.

## FUND FACTS

**Fund size:** £951.8m

**Inception date:** 31 March 2015

**Benchmark:** SONIA

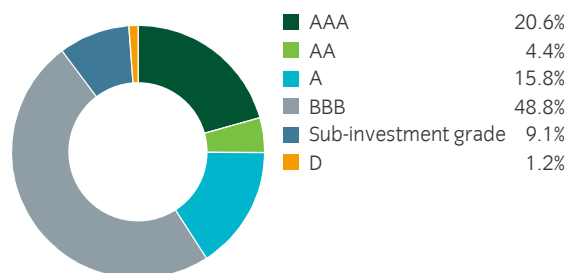
**Fund managers:** Shaheer Guirguis, Jason Cameron

**Target return:** Outperform benchmark by 4% pa (before tax, fees and charges) over rolling three year periods. However, a positive return is not guaranteed and a capital loss may occur.


## FUND CHARACTERISTICS

	Fund
Yield (%)	8.08
Weighted average life (years)	3.0
Weighted Average Discount Margin (Assets) vs Sonia (bp)	367
Weighted Average Discount Margin (Fund) vs Sonia (bp)	338

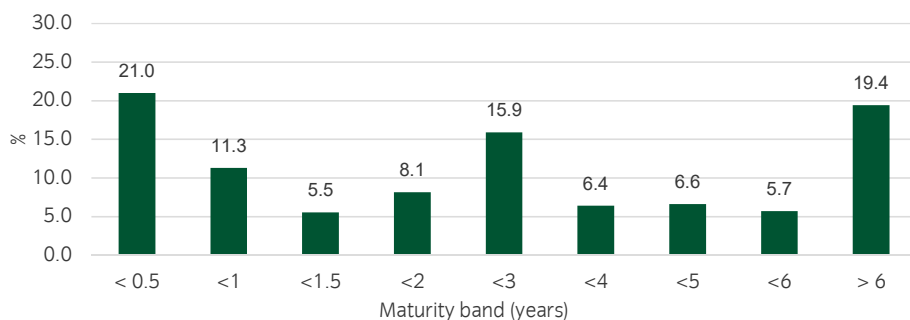
## CREDIT RATING



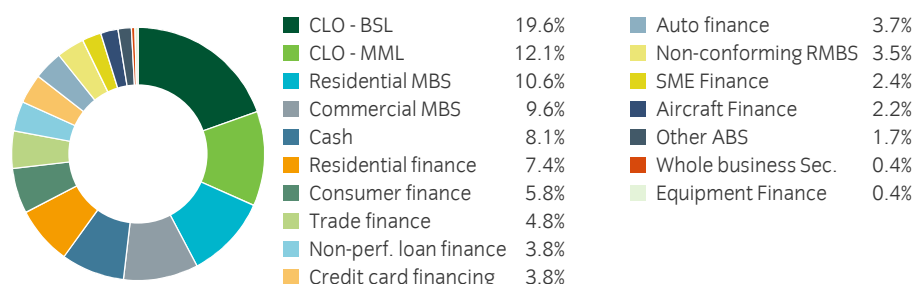
## GEOGRAPHY



## MATURITY PROFILE



## FUND ALLOCATION



## TECHNICAL DETAILS

**Legal structure:** Qualifying Investor Alternative Investment Fund (QIAIF)

**Domicile:** Ireland

**Share class currencies:** Sterling, Euro

**Dealing frequency:** Subscriptions: Monthly - last business day of calendar month by 5pm (Irish Time), Redemptions: Quarterly - last business day of quarter by 5pm (Irish Time)

**Settlement period:** Purchases: T+4, Redemptions: T+15

**Pricing method:** NAV per Share, which may be subject to an adjustment based on the single swing price adjustment mechanism, as disclosed in the Prospectus

**Scheme:** LDI Solutions Plus ICAV

**Depository:** Northern Trust Fiduciary Services (Ireland) Limited

**Administrator:** Northern Trust International Fund Administration Services (Ireland) Limited

**Ongoing charges:** 0.61% (represented by share class B Euro Accumulation, other share classes are available)



[www.insightinvestment.com](http://www.insightinvestment.com)

The information in this document is general in nature and does not constitute legal, tax, or investment advice. This document may not be used for the purposes of an offer or solicitation to anyone in any jurisdiction in which such offer or solicitation is not authorised or to any person to whom it is unlawful to make such offer or solicitation. Investors are urged to consult their own advisers on the implications of making an investment in, and holding or disposing of shares in the Fund. Portfolio holdings are subject to change, for information only and are not investment recommendations.

- Any losses in the fund will be borne solely by investors in the fund and not by BNY Mellon (including its affiliates); therefore BNY Mellon's losses in the fund will be limited to losses attributable to the ownership interests in the fund held by BNY Mellon and any affiliate in its capacity as an investor in the fund or as beneficiary of a restricted profit interest held by BNY Mellon or any affiliate.
- Ownership interests in the fund are not insured by the FDIC, are not deposits, obligations of, or endorsed or guaranteed in any way, by BNY Mellon. Neither BNY Mellon nor any of its controlled affiliates (which includes the fund's general manager/ managing partner/ investment adviser), may directly or indirectly, guarantee, assume, or otherwise insure the obligations or performance of the fund or of any other covered fund in which the fund invests.
- Information relating to the Fund is correct as at the date stated above and is subject to change. Investors should read the fund's offering documents before investing in the fund, particularly as different share classes may have different technical details. Information about the role of BNY Mellon, its controlled affiliates, and their employees in sponsoring or providing services to the fund are described in the Volcker Rule section of the offering documents.