



GLOBAL ABS

31 July 2023

FUND OBJECTIVE

The Fund seeks to produce a return for shareholders, generated from income and capital appreciation

FUND SUMMARY

- Actively managed to aim to deliver positive absolute returns in excess of a cash benchmark
- Aims to add value principally through A rated securities
- Invests with a bias to global opportunities senior in the capital structure
- Rigorous, disciplined investment process aiming to deliver precision and diversification

SHARE CLASS PERFORMANCE (%) (S € Acc share class)

	1 month	3 months	1 year	3 years (pa)	5 years (pa)	Since inception (pa)
Fund	0.73	2.27	1.83	0.67	-0.19	-0.15
Benchmark	0.29	0.83	1.96	0.27	0.01	-0.01

	Calendar year returns					12-month rolling returns				
	2022	2021	2020	2019	2018	2022-2023	2021-2022	2020-2021	2019-2020	2018-2019
Fund	-6.07	2.01	-2.26	1.48	-	1.83	-3.51	3.83	-3.54	0.64
Benchmark	-0.15	-0.57	-0.49	-0.36	-	1.96	-0.58	-0.55	-0.44	-0.32

Source: Insight Investment and Rimes. All performance is annualised. Fund performance is shown for share class S € Acc and is calculated as total return, including reinvested income, gross of fees and expenses. Benchmark performance shown is for 1-month ESTER (previously 3-Month EURIBOR until 1st January 2020). Benchmark used is the share class currency equivalent of SONIA. Gross of fees performance results do not reflect the deduction of charges, which will reduce investors' returns. Performance for periods over one year is annualised. Past performance is not a guide to future performance. The value of investments and any income from them will fluctuate and is not guaranteed (this may be partly due to exchange rate fluctuations). Investors may not get back the full amount invested.

FUND MANAGER COMMENTS

The Fund outperformed its cash benchmark in July, ending with a weighted average rating of single A+. Risk assets gained, due to a narrative of moderating inflation. Government bonds declined, owing to monetary tightening and issuance of longer-dated bonds. European structured credit performed well, against a strong technical backdrop and constrained supply. European collateralised loan obligations (CLOs) outperformed their US counterparts. Performance deteriorated in the legacy UK non-conforming market. July saw strong issuance across Europe and Australia. US structured credit moved higher, despite elevated supply. Spreads across prime automotive loans and other sectors tightened. Carry and spread compression across the mezzanine part of the capital structure drove performance, with single-A and BBB rated CLOs contributing most strongly. We deployed capital into lower investment grade tranches of consumer-backed debt.

FUND FACTS

Fund size: £1.1bn (€1.2bn)

Inception date: 10 May 2018

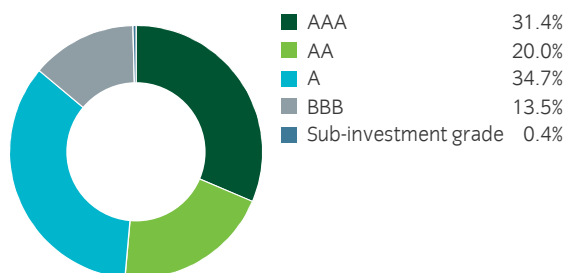
Benchmark: 1 Month ESTER

Fund managers: Tristan Teoh, Shaheer Guirguis


FUND CHARACTERISTICS

	Fund
Yield (%)	6.37
Weighted average life (years)	2.6
Weighted Average Discount Margin vs €STR (bp)	298

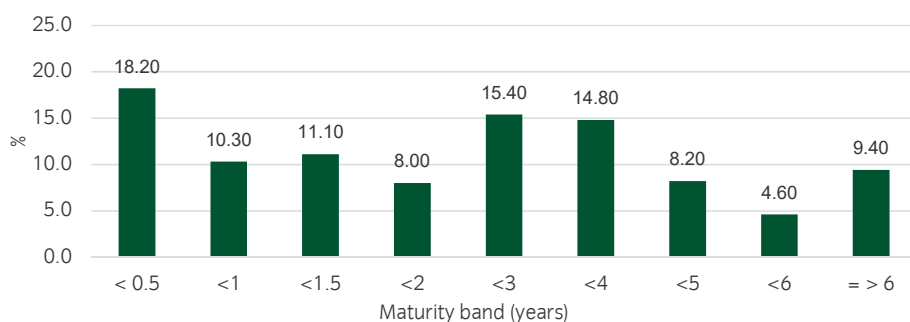
CREDIT RATING



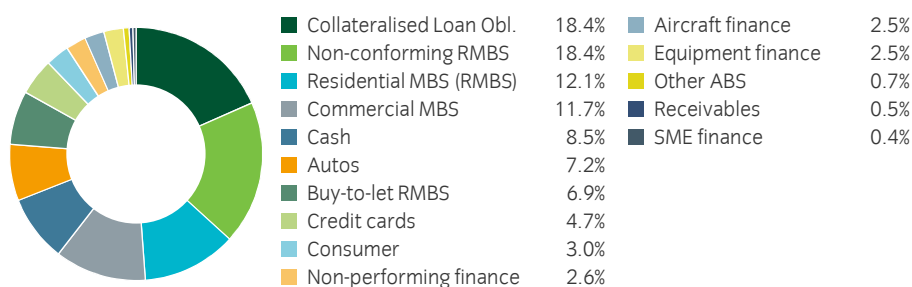
GEOGRAPHY



MATURITY PROFILE



FUND ALLOCATION



TECHNICAL DETAILS

Legal structure: Qualifying Investor Alternative Investment Fund (QIAIF)

Domicile: Ireland

Share class currencies: Sterling, Euro, US dollar

Dealing frequency: Daily, Midday

Settlement period: T+3

Pricing method: NAV per Share, which may be subject to an adjustment based on the single swing price adjustment mechanism, as disclosed in the Prospectus

Scheme: LDI Solutions Plus ICAV

Depository: Northern Trust Fiduciary Services (Ireland) Limited

Administrator: Northern Trust International Fund Administration Services (Ireland) Limited

Ongoing charges: 0.45% (represented by share class B Euro Accumulation, other share classes are available)



www.insightinvestment.com

The information in this document is general in nature and does not constitute legal, tax, or investment advice. This document may not be used for the purposes of an offer or solicitation to anyone in any jurisdiction in which such offer or solicitation is not authorised or to any person to whom it is unlawful to make such offer or solicitation. Investors are urged to consult their own advisers on the implications of making an investment in, and holding or disposing of shares in the Fund. Portfolio holdings are subject to change, for information only and are not investment recommendations.

- Any losses in the fund will be borne solely by investors in the fund and not by BNY Mellon (including its affiliates); therefore BNY Mellon's losses in the fund will be limited to losses attributable to the ownership interests in the fund held by BNY Mellon and any affiliate in its capacity as an investor in the fund or as beneficiary of a restricted profit interest held by BNY Mellon or any affiliate.
- Ownership interests in the fund are not insured by the FDIC, are not deposits, obligations of, or endorsed or guaranteed in any way, by BNY Mellon. Neither BNY Mellon nor any of its controlled affiliates (which includes the fund's general manager/ managing partner/ investment adviser), may directly or indirectly, guarantee, assume, or otherwise insure the obligations or performance of the fund or of any other covered fund in which the fund invests.
- Investors should read the fund's offering documents before investing in the fund. Information about the role of BNY Mellon, its controlled affiliates, and their employees in sponsoring or providing services to the fund are described in the Volcker Rule section of the offering documents.

Issued by Insight Investment Funds Management Limited, 160 Queen Victoria Street, London EC4V 4LA. Registered in England No. 01835691. Insight Investment Funds Management Limited is authorised and regulated in the UK by the Financial Conduct Authority.